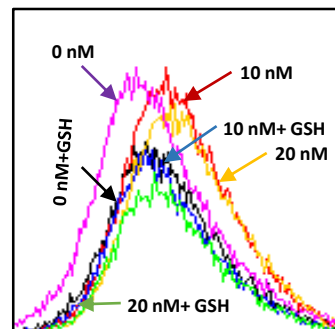
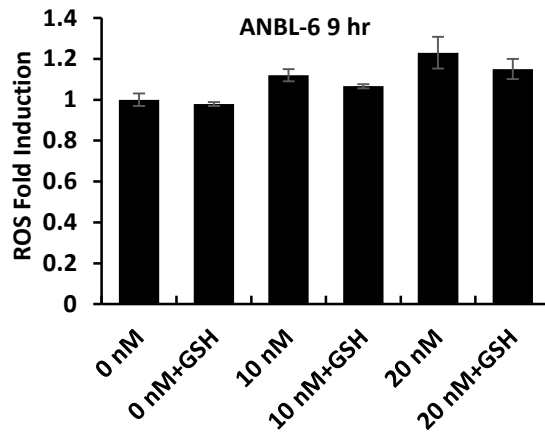


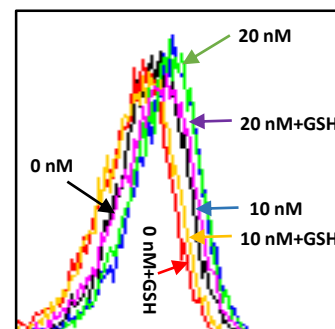
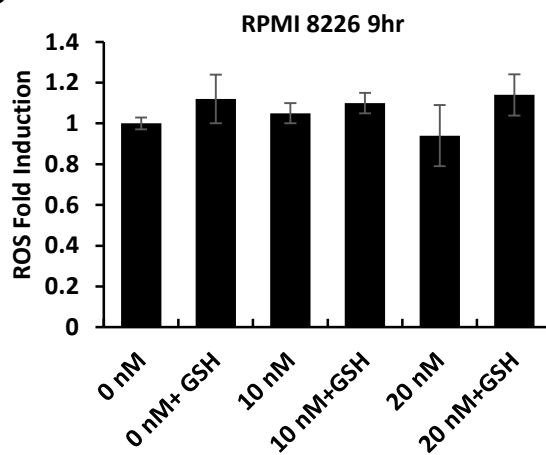
Supplemental Figure 1. Analysis of Annexin V staining. The effects of bortezomib alone (A), in combination with caspase inhibitors (B) or Sp knockdown by RNAi on Annexin V staining in ANBL-6 and RPMI 8226 cells was determined by FACS analysis as outlined in the Methods.

ROS

A



B



Supplemental Figure 2. ROS induction. ANBL-6 (A) and RPMI 8226 (B) cells were treated with bortezomib \pm GSH, and ROS induction was determined as outlined in the Materials and Methods.